

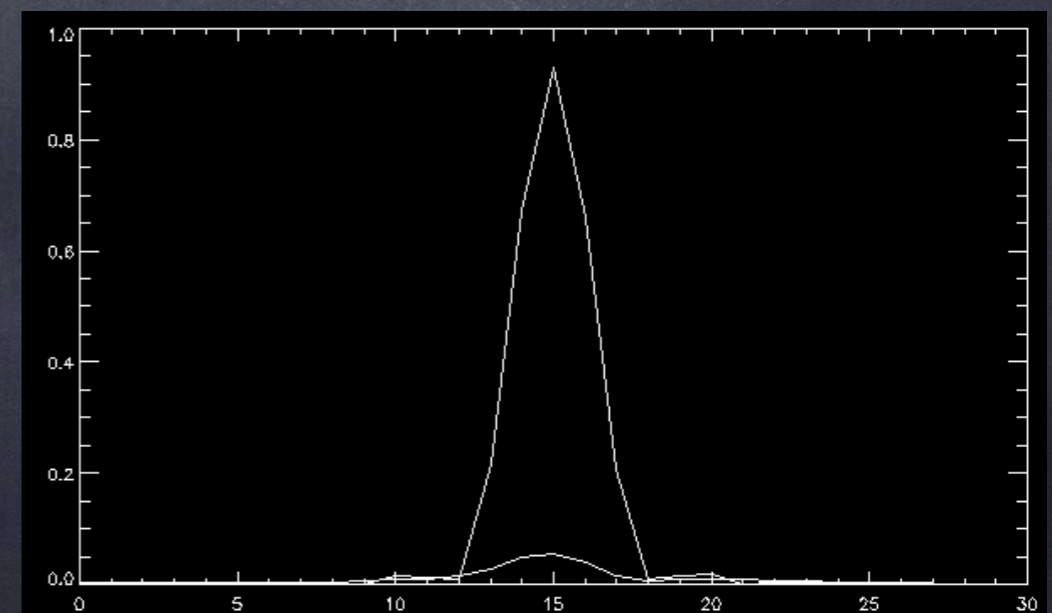
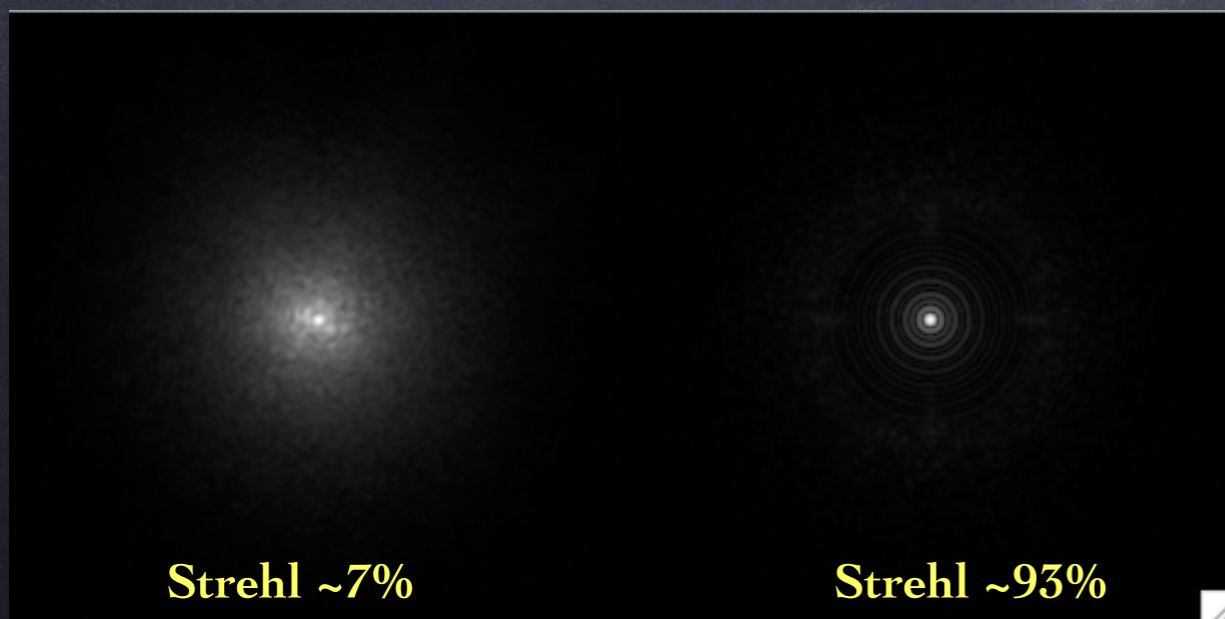
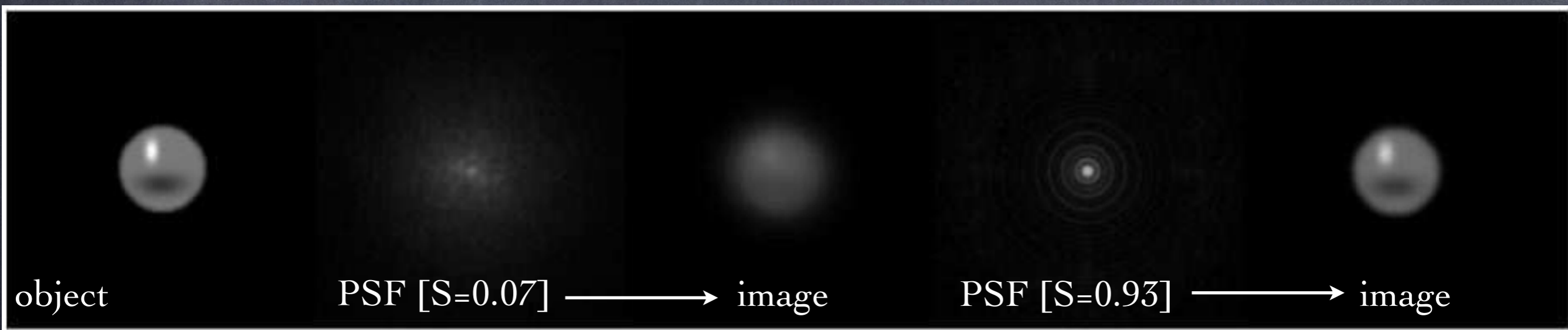
(Another useful metrics: the Strehl ratio)

$$S = \frac{I_{\text{post AO}}[0, 0]}{I_{\text{perfect}}[0, 0]}$$

$$S \simeq \exp\{-\sigma_{\text{post AO}}^2\}$$

where $I[0,0]$ is the intensity of the PSF at the optical center of the field (K. Strehl, Zeit. Instrumentkde 22, 213 (1902)).

in the framework of the Maréchal's approximation, where the variance (in radians²) is supposed to be small enough...



(Another useful metrics: the Strehl ratio)

- Approximation that neglects tip-tilt: ratio of the maxima ($S \approx \max(I) / \max(I_{ideal})$)
- Ratio of the values at the centre of the image \approx ratio of the OTF (see for example the paper of Roberts et al.)
- From Tokovinin (PASP, 2002):

$$S = \frac{I_{max}}{I_{tot}} \frac{4}{\pi} \left(\frac{\lambda_{CCD}}{D \Delta x} \right)^2$$

- - -
REPORT
- - -

- Astronomical Imaging part [/10]

+ introduction/context [/2]

+ PSD(r_0 , L_0) [/1]

+ => influence of r_0 and L_0 [/1]

+ rms(r_0 , L_0) [/1]

+ => influence of r_0 and L_0 [/1]

+ FWHM(r_0 or $\lambda \Rightarrow r_0$, L_0) [/1]

+ => influence of r_0 and L_0 [/1]

+ => comparison with the "seeing" λ/r_0 [/1]

+ noisy images [/.5]

+ any personal development ? [/.5]

- Adaptive Optics part [/10]

+ introduction on anisoplanatism [/1]

+ CAOS modeling description [/2]

+ wf measures: rms(theta) [/1]

+ => var_aniso prop. to $\theta^{5/3}$? [/1]

+ => Strehl(theta, lambda) [/1]

+ => ccl on the infl. of theta and lambda [/1]

+ img measures: FWHM(theta, lambda) [/1]

+ => ccl on the infl. of theta and lambda [/1]

+ any personal development ? [/1]

Adaptive Optics for Astronomy

RICHARD DAVIES

Max-Planck-Institut für extraterrestrische Physik,
Postfach 1312, Giessenbachstr., 85741 Garching, Germany

MARKUS KASPER

European Southern Observatory,
Karl-Schwarzschild-Str. 2, 85748 Garching, Germany

Key Words

Adaptive optics, point spread function, planets, star formation, galactic nuclei, galaxy evolution

Abstract

Adaptive Optics is a prime example of how progress in observational astronomy can be driven by technological developments. At many observatories it is now considered to be part of a standard instrumentation suite, enabling ground-based telescopes to reach the diffraction limit and thus providing spatial resolution superior to that achievable from space with current or planned satellites. In this review we consider adaptive optics from the astrophysical perspective. We show that adaptive optics has led to important advances in our understanding of a multitude of astrophysical processes, and describe how the requirements from science applications are now driving the development of the next generation of novel adaptive optics techniques.

1 Introduction

The first successful on-sky test of an astronomical adaptive optics (AO) system was reported with the words “An old dream of ground-based astronomers has finally come true” (Merkle et al. 1989). This jubilant mood resulted from successfully reaching the near-infrared diffraction limit of a 1.5-m telescope. Since then, both the technology and expectations of AO systems have advanced considerably. The current state of the art is shown in Fig. 1. Here, the adaptive secondary AO system of the Large Binocular Telescope (LBT), which has 8.4-m primary mirrors, recorded a phenomenal 85% Strehl ratio in the H-band (1.65 μm) (Esposito et al. 2010). In parallel to improving the performance at near-infrared wavelengths, there is an effort to reach the diffraction limit in the optical. Using AO with on-the-fly image selection, Law et al. (2009a) achieved a resolution of 35 milliarcsec (mas), the 700 nm diffraction limit of the 5-m telescope at Palomar Observatory. This is close to the highest resolution direct optical image, which had a FWHM of 22 mas and was achieved at 850 nm on the 10.2-m Keck II telescope in good atmospheric conditions (Wizinowich et al. 2000).

Astronomical Adaptive Optics

FRANÇOIS RIGAUT

Research School of Astronomy and Astrophysics, Australian National University, Canberra, ACT 2611, Australia

Received 2015 September 25; accepted 2015 October 14; published 2015 December 2

ABSTRACT. Adaptive optics is now a fully mature technique to improve the angular resolution of observations taken with ground-based astronomical telescopes. It is available at most of the major optical/IR observatories, and is planned as an integral part of the Extremely Large Telescope next generation facilities. In this mini-review aimed at non-AO specialists, we recall the history, the principle of operation, the major components, the performance, and the future of nighttime astronomical adaptive optics.

Online material: color figures

1. INTRODUCTION

Almost as soon as telescopes were invented, astronomers realized that the quality of observations was limited by atmospheric turbulence, which distorts short exposure and blurs long exposure astronomical images. Newton was the first to be quoted as realizing that clearer observations (in the sense of being less blurred) would require observing from the top of the highest mountains. He was perfectly right of course, but even on top of Hawaii’s Maunakea or the Chilean mountains, the atmospheric turbulence limits the angular resolution attainable by any arbitrarily large telescope operating in the visible to the resolution achievable by a 20-cm telescope. The *angular resolution* is the size of the smallest details that can be seen in an image. If not for the atmospheric turbulence, the angular resolution of a perfect telescope would be equal to λ/D [rad]—for instance, 0.012” when observing at a wavelength $\lambda = 500$ nm on a $D = 8$ m telescope. Instead, the atmospheric turbulence “seeing”—the size of the blurred image—is typically of the order of 1”, almost two orders of magnitude worse than what the telescope could achieve. Astronomers and engineers built larger telescopes because they gather more photons, but until the development of adaptive optics, the only remedy to the blurring problem was to send telescopes into space; a sometime necessary, but expensive, option.

2. HISTORY OF ASTRONOMICAL ADAPTIVE OPTICS

In 1953, Horace Babcock, an American astronomer, proposed the concept of adaptive optics (AO). The wavefront aberrations induced by atmospheric turbulence could be measured by a wavefront sensor and compensated for by a wavefront corrector, thereby deblurring the images in part or entirely. Babcock had already a concept in mind, and from the start had identified the limitations of the technique, including the fact

that it was limited to the vicinity of stars bright enough to use as guides, in effect a very small fraction of the sky.

This remained concept until the applicable technology became mature enough. Pushed and funded by DARPA (Defense Advanced Research Projects Administration), the first defense-oriented research started in the early 1970s, and the first successful demonstration of the technology was made in 1973 in the laboratory with the Real-Time Atmospheric Compensator (RTAC), closely followed by field tests, and then by second-generation systems like CIS, installed at AMOS (Air Force Maui Optical Station) on Maui. A good description of these early endeavors can be found in Hardy (1998).

These developments advanced the state of the technology, and by the mid-1980s, AO components such as detectors, deformable mirrors, and (analog) reconstructors were available, albeit under restricted use. Having somehow heard about the DARPA AO program’s success (for interesting insights, see McCray [2000]), astronomers became interested in applying this technique for astronomy. Beckers, Roddier, and Kibblewhite started a program at the National Optical Astronomical Observatories (NOAO), but the project never saw starlight and was stopped in 1987. In Europe, Léna (Paris-Meudon Observatory), Fontanella (ONERA), Merkle (ESO [European Southern Observatory]), and Gaffard (CGE) initiated an AO project named COME-ON, which was started in the wake of the VLT (Very Large Telescope) agreement when the various partners realized that AO was absolutely necessary to take full advantage of the 8 m interferometric coupling. COME-ON was a low-order system, with a 19-actuator deformable mirror (DM) and a 20-subaperture Shack–Hartmann wavefront sensor (WFS), and used a 32×32 pixel near-infrared (NIR) imager. It saw first light at the Observatoire de Haute-Provence in France in November 1989, and achieved the diffraction limit of the 1.5-m telescope in the NIR (Rousset et al. 1990). It was then moved to the ESO La Silla 3.6-m telescope where it was used